

"A must-read for everyone who cares about driving customer engagement."

—ERIC RIES, author of *The Lean Startup*

HOOKED



How to Build
Habit-Forming Products

NIR EYAL

WITH RYAN HOOVER

**SUPPLEMENTAL
WORKBOOK**

SPECIAL OFFER

Buy *Hooked* now and receive a special book bundle. You'll receive four valuable resources to help you build habits in yourself and your user

First, buy your copy of *Hooked* by clicking a retailer below, then visit:

www.hookmodel.com/#special-offer



TESTIMONIALS



Stephen P. Anderson
Author of "Seductive Interaction Design"

"You'll read this. Then you'll hope your competition isn't reading this. It's that good."



Andrew Chen
Technology Writer & Investor

"When it comes to driving engagement and building habits, Hooked is an excellent guide into the mind of the user."



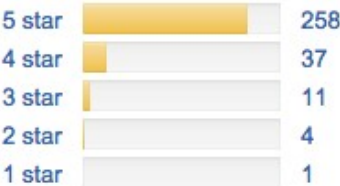
Dave McClure
Founder of 500 startups

"Nir's work is an essential crib sheet for any startup looking to understand user psychology."

Customer Reviews

★★★★★ (311)

4.8 out of 5 stars



[See all 311 customer reviews](#)

"The book, very easy to read and understand the topic."
Radek Vacha | 97 reviewers made a similar statement

"If you read one 'product book' this year, make sure it's this one."
Mr Daniel J Groch | 68 reviewers made a similar statement

"Nir shares some great insight that I applied in my product design."
Cyril Labidi | 52 reviewers made a similar statement

INTRODUCTION

Note from the Author:

One of the key lessons I stress in my book, *Hooked: How to Build Habit-Forming Products*, is the importance of simplicity. When a behavior is easier to do, it is more likely people will do it.

Hence, if I wanted people to act upon what they read in my book, I needed to find a way to simplify the action I wanted them to take. This supplemental workbook is designed to guide you through thinking and applying the lesson in *Hooked* to your own business. It is not a replacement for the book of course, but rather a place to reinforce the main ideas and digest what you've learned.

Though not exhaustive, lessons from select chapters are bullet-pointed and come with accompanying exercises to guide you through the steps of designing a habit-forming product or service of your own. By the end this workbook, you should have a deeper understanding of the Hook Model and a set of hypotheses you can test to make your product or service more engaging.

I wish you great success and hope you will use what you learn to build things that move people!

Sincerely,

Nir Eyal

NirAndFar.com

THE BASICS OF HABITS

Remember this:

- *Habits* are defined as “behaviors done with little or no conscious thought”
- The Hook Model has four phases: **trigger**, **activation**, **variable reward**, and **investment**.
(Figure 1)
- Hooks are experiences designed to connect the user’s problem to a solution frequently enough to form a habit
- To form a habit, people must do the behavior frequently.

Note: Make sure you read the introduction and first chapter of Hooked to fully understand these concepts before completing the exercises next.

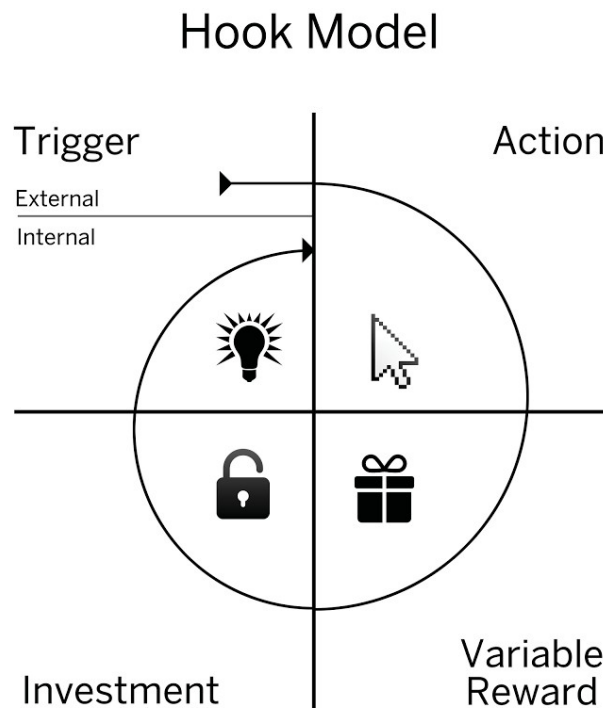


Figure 1: The Hook Model

EXERCISE 1:

1.) Select the product or service you want to make more engaging. We will use this project for all the subsequent exercises. Write down the name of the project here:

.....
.....

2.) Why does your business model require users form a habit?

.....
.....
.....

3.) What problem are users solving with your product?

.....
.....
.....

4.) How do users currently solve that problem and why does it need a solution?

.....
.....
.....

5.) What is the user behavior you want to turn into a habit? (the intended habitual behavior)

.....
.....
.....

6.) How frequently do you expect users to engage with your product?

(Note: If the behavior does not occur within a week's time or less, you may have a very difficult time forming a habit.)

TRIGGERS

Remember this:

- **Triggers** cue the user to take action and are the first step in the Hook Model.
- Triggers come in two types—external and internal.
 - » *External triggers* tell the user what to do next by placing information within the user's environment.
 - » *Internal triggers* tell the user what to do next through associations stored in the user's memory.
- Negative emotions frequently serve as internal triggers.
- Be sure to understand which user emotions may be tied to internal triggers and know how to leverage external triggers to drive the user to action.

Note: Make sure you read the second chapter of Hooked to fully understand these concepts before completing the exercises next.

EXERCISE 2:

1.) Who is your product's user? Be clear about the person you intend to help form a habit.
Can you name a real person you know that needs your product?

.....

.....

.....

2.) What is the user doing right before he or she does the intended habitual behavior you defined in Exercise 1?

.....

.....

.....

3.) Using the 5 Whys technique described in the book, come up with three internal triggers that could cue your user to action.

.....

.....

.....

4.) What internal trigger does your user experience most often?

.....

.....

.....

5.) Using your most frequent internal trigger and the intended habitual behavior you described in Exercise 1, finish the brief narrative below

Every time the user ...(internal trigger)..., he/she ...(intended habitual behavior)...

.....
For example: Every time the Jenny feels bored, she opens the Facebook app on her phone.

6.) Referring back to question 2, what might be the best places and times to display an external trigger?

.....
.....
.....
7.) How can you time your external trigger so that it fires as closely as possible to when your user experiences their internal trigger?

.....
.....
.....
8.) Think of at least three conventional ways (e-mails, direct mail, text messages, etc.) and three crazy or currently impossible ways (wearable computers, biometric sensors, carrier pigeons, etc.) to trigger your user with an external trigger the moment he or she experiences the internal trigger.

ACTION

Remember this:

- The second step in the Hook Model is the **Action**.
- The action is the simplest behavior in anticipation of reward.
- Dr. B. J. Fogg's Behavior Model says:
 - » For any behavior to occur, a trigger must be present at the same time as the user has sufficient ability and motivation to take action.
 - » To increase the desired behavior, ensure a clear trigger is present; next, increase ability by making the action easier to do; finally, align with the right motivator.
 - » Every behavior is driven by one of three Core Motivators:
 - ▶ Seeking pleasure and avoiding pain
 - ▶ Seeking hope and avoiding fear
 - ▶ Seeking social acceptance while avoiding social rejection.
 - » **Ability** is user and context dependent and is influenced by six factors: time, money, physical effort, brain cycles, social deviance, and non-routineness.
- **Heuristics** are cognitive shortcuts we take to make quick decisions. Product designers can utilize many of the hundreds of heuristics to increase the likelihood of their intended habitual behavior.

Note: Make sure you read the third chapter of Hooked to fully understand these concepts before completing the exercises next.

EXERCISE 3:

1.) Starting from the time your user feels their internal trigger, count the number of steps it takes to reach the expected outcome.

a. How does this process compare with the simplicity of some of the examples described in chapter 3 of Hooked?

.....

.....

.....

b. How does this compare with competitors' products and services?

.....

.....

.....

2.) What is limiting your users' ability to accomplish the intended habitual behavior?

(Circle all that apply)

Time

Social deviance (outside the norm)

Brain cycles (too confusing)

Physical effort

Money

Non-routine (too new)

3.) Brainstorm three testable ways you can make the intended habitual behavior easier to complete by removing the barriers you circled above. Consider how you might apply heuristics to make the intended behavior more likely.

.....

.....

.....

VARIABLE REWARD

Remember this:

- **Variable reward** is the third phase of the Hook Model
 - » *Rewards of the tribe*: the search for social rewards fueled by connectedness with other people.
 - » *Rewards of the hunt*: the search for material resources and information.
 - » *Rewards of the self*: the search for intrinsic rewards of mastery, competence, and completion.

Note: Make sure you read the fourth chapter of Hooked to fully understand these concepts before completing the exercises next.

EXERCISE 4:

1.) Speak with five of your customers or users in an open-ended interview; identify what they find enjoyable or encouraging about using your product. Make note of any moments of delight or surprise. Is there anything they find particularly satisfying about using the product?

2.) Review the steps your customer takes to use your product or service habitually in Exercise 3. What outcome (reward) alleviates the user's pain? Is the reward fulfilling? Does it leave the user wanting more?

3.) Brainstorm three ways your product might heighten users' search for variable rewards using the variable reward types below:

a. Rewards of the tribe

b. Rewards of the hunt

c. Rewards of the self

INVESTMENT

Remember this:

- The *investment phase* is the fourth step in the Hook Model.
 - » Unlike the action phase, which delivers *immediate gratification*, the investment phase concerns the expectation of a *future* benefit.
- Investments in a product influence customer preferences because people tend to: overvalue their work, seek to be consistent with past behaviors, and avoid cognitive dissonance.
- Investments increase the likelihood of users returning by improving the service the more it is used. Investments “store value” in the form of content, data, followers, reputation, and skill.
- Investments increase the likelihood of users passing through the Hook again by loading the next trigger to start the cycle all over again.

Note: Make sure you read the fifth chapter of Hooked to fully understand these concepts before completing the exercises next.

EXERCISE 5:

1.) Review your flow. What “bit of work” are your users doing to increase their likelihood of returning?

.....

.....

.....

2.) Brainstorm three ways to add small investments into your product to:

a. Load the next trigger.

.....

.....

.....

b. Store value as data, content, followers, reputation, and skill.

.....

.....

.....

3.) Identify how long it takes for a “loaded trigger” to reengage your users.

How can you reduce the delay to shorten time spent cycling through the Hook?

.....

.....

.....

4.) Now that you have several testable ways to improve your product or service from doing these exercises, write down which insight from this book you would like to implement first.

.....

.....

.....

WHAT ARE YOU GOING TO DO WITH THIS?

Remember this:

- o To help you assess the morality behind how you influence users behavior, it is helpful to determine which of the four categories your work fits into.

Note: Make sure you read the sixth chapter of Hooked to fully understand these concepts before completing the exercises next.

Manipulation Matrix

Materially improves the user's life	Peddler	Facilitator
Does not improve the user's life	Dealer	Entertainer
	The maker does not use it	The maker uses it

EXERCISE 6:

1.) Take a minute to consider where you fall on the Manipulation Matrix.

a. Do you use your own product or service?

.....

.....

.....

b. Do you believe that the behavior you are designing materially improves people's lives? Why or why not?

.....

.....

.....

2.) Are you a facilitator, peddler, dealer, or entertainer? Are you comfortable with where you are on the manipulation matrix?

.....

.....

.....

HABIT TESTING AND WHERE TO LOOK FOR HABIT-FORMING OPPORTUNITIES

Remember this:

- The Hook Model helps uncover potential weaknesses in an existing product's habit-forming potential.
- Once a product is built, *Habit Testing* helps: uncover product devotees, discover which product elements (if any) are habit forming, and why those aspects of your product change user behavior.
- Habit Testing includes three steps: *identify*, *codify*, and *modify*.
- Identifying areas where a new technology makes cycling through the Hook Model faster, more frequent, or more rewarding provides fertile ground for developing new habit-forming products.
- *Nascent behaviors* are new behaviors that few people see or do yet ultimately fulfill a mass-market need.

Note: Make sure you read the seventh chapter of Hooked to fully understand these concepts before completing the exercises next.

EXERCISE 7:

If you have an existing product or service, ask yourself the following questions:

(Note that answering these questions requires collecting and analyzing user data.)

1) How frequently would you expect a habituated user to interact with your product or service?
(Refer back to your answer to Question 6 in Exercise 1.)

2) What percentage of users used your product habitually over the past 60 days?

3) What is unique about these habituated users? What did they do with your products that non-habituated users did not?

4) Can you modify the experience users have with your product so that all users take the same actions as your habituated users?

This next exercise will help sharpen your ability to find new opportunities for habit-forming products and requires some field research.

1.) During the next week, be aware of your behaviors and emotions as you use everyday products or services. Now that you know the phases of the Hook Model, consider how these things could be made more habit-forming.

a. Write down a product or service you observed yourself using habitually (with little or no conscious thought) over the course of the week.

.....

.....

.....

b. What triggered you to use the product? Were you prompted externally or through internal means?

.....

.....

.....

c. How could it be made easier to use?

.....

.....

.....

d. How could it be designed for more frequent use?

.....

.....

.....

e. How could it be made more rewarding?

f. How might it solicit more user investment to make the product better with use and load the next trigger?

2.) Think of a product you used this week in a way the maker had not intended. How did you modify the product? Consider if this nascent behavior might appeal to others and warrants a product of its own?

3.) Observe your target user and see what products or services they modify to meet their needs in unique ways (this is fertile ground for innovation!). Can your product or service turn a few customers' modifications into a solution with wider appeal?

SPECIAL OFFER

Buy *Hooked* now and receive a special book bundle. You'll receive four valuable resources to help you build habits in yourself and your user

First, buy your copy of *Hooked* by clicking a retailer below, then visit:

www.hookmodel.com/#special-offer



TESTIMONIALS



Stephen P. Anderson
Author of "Seductive Interaction Design"

"You'll read this. Then you'll hope your competition isn't reading this. It's that good."



Andrew Chen
Technology Writer & Investor

"When it comes to driving engagement and building habits, Hooked is an excellent guide into the mind of the user."



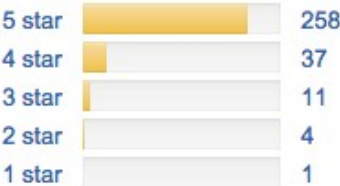
Dave McClure
Founder of 500 startups

"Nir's work is an essential crib sheet for any startup looking to understand user psychology."

Customer Reviews

★★★★★ (311)

4.8 out of 5 stars



[See all 311 customer reviews](#)

"The book, very easy to read and understand the topic."
Radek Vacha | 97 reviewers made a similar statement

"If you read one 'product book' this year, make sure it's this one."
Mr Daniel J Groch | 68 reviewers made a similar statement

"Nir shares some great insight that I applied in my product design."
Cyril Labidi | 52 reviewers made a similar statement